

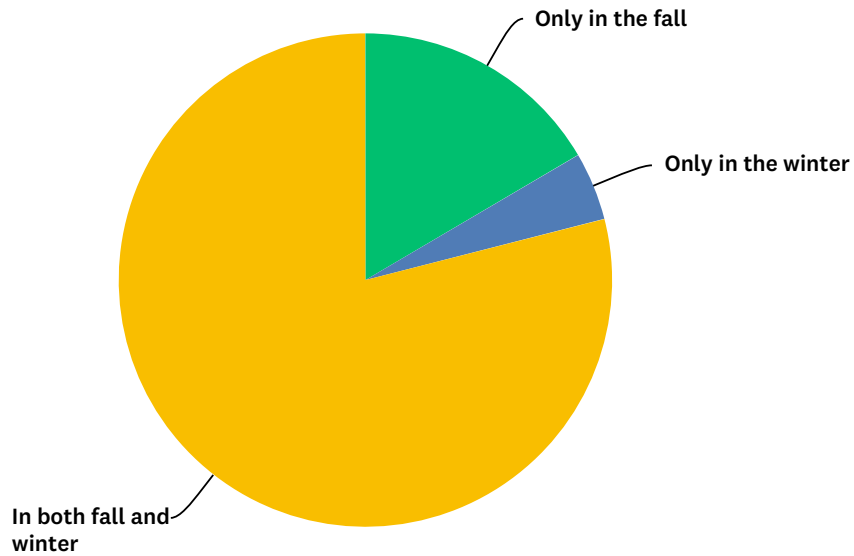
2017 LLIR Long-Range Planning Survey

REPORT

**Long-Range Planning Committee
October 26, 2017**

Q1 Because of extended vacations, some LLIR members tend to take only one course a year, either in the fall or the winter. What's your general practice?

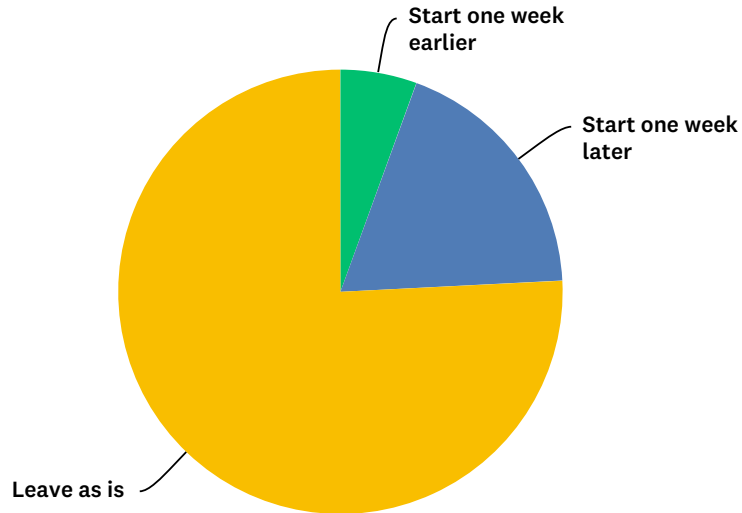
Answered: 671 Skipped: 12



ANSWER CHOICES	RESPONSES	
Only in the fall	17%	111
Only in the winter	4%	30
In both fall and winter	79%	530
TOTAL		671

Q2 Currently the fall term starts the second Friday after Labour Day. What's your preference?

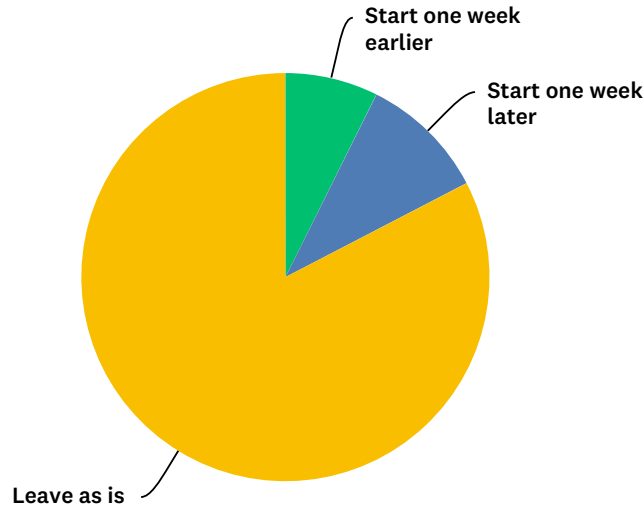
Answered: 665 Skipped: 18



ANSWER CHOICES	RESPONSES	
Start one week earlier	6%	37
Start one week later	19%	124
Leave as is	76%	504
TOTAL		665

Q3 Currently the winter term starts the second Friday after New Year's Day. What 's your preference?

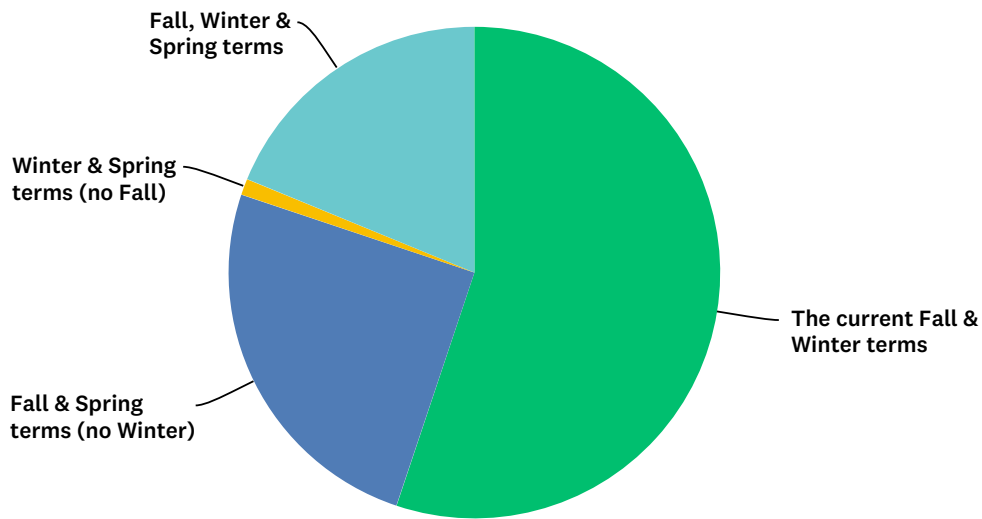
Answered: 638 Skipped: 45



ANSWER CHOICES	RESPONSES	
Start one week earlier	7%	47
Start one week later	10%	64
Leave as is	83%	527
TOTAL		638

Q4 Which model for offering LLIR courses interests you most?

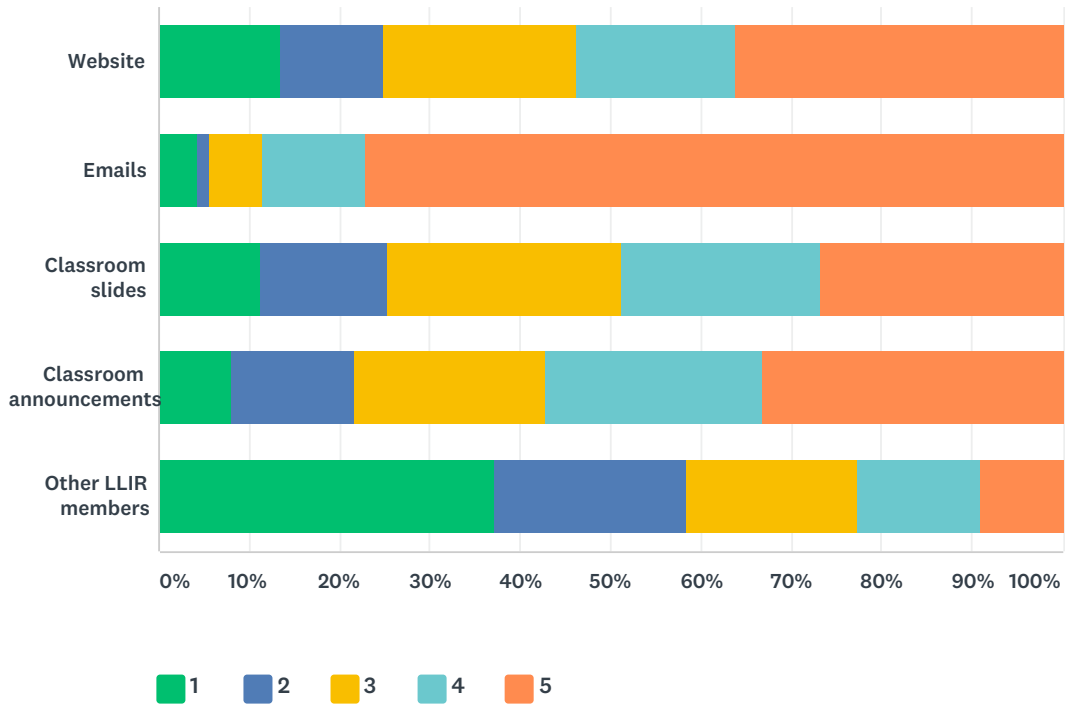
Answered: 660 Skipped: 23



ANSWER CHOICES	RESPONSES	
The current Fall & Winter terms	55%	364
Fall & Spring terms (no Winter)	25%	165
Winter & Spring terms (no Fall)	1%	7
Fall, Winter & Spring terms	19%	124
TOTAL		660

Q5 How do you typically get information about LLIR? (1 = low importance, 5 = high importance)

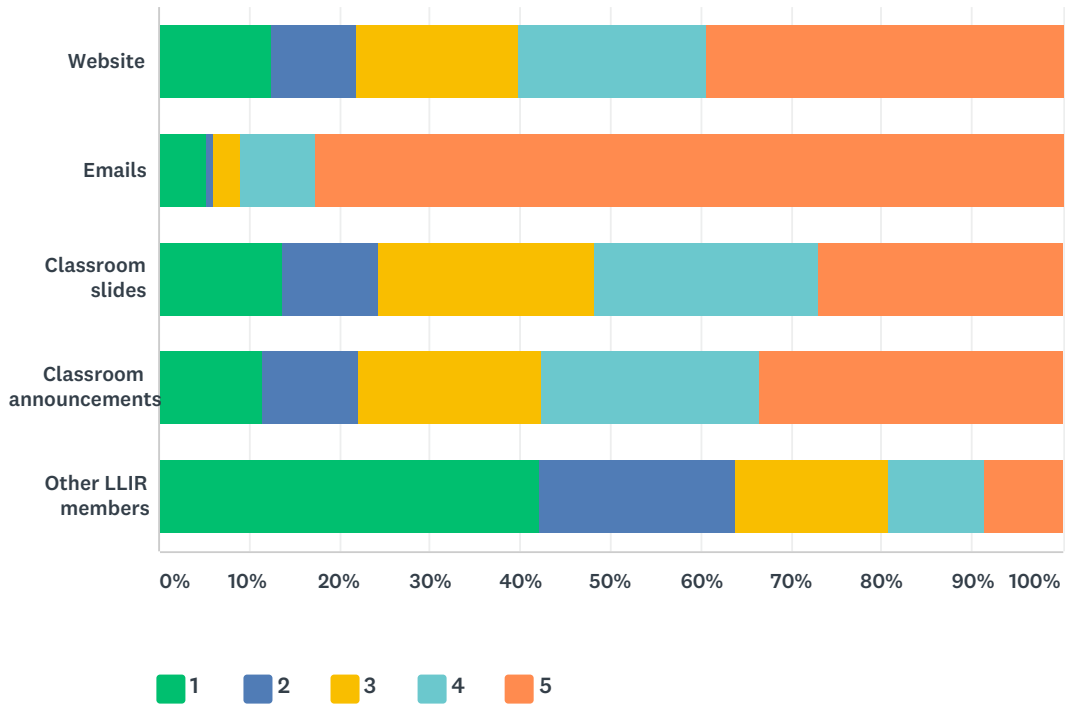
Answered: 673 Skipped: 10



	1	2	3	4	5	TOTAL
Website	13% 72	11% 61	21% 115	18% 94	36% 194	536
Emails	4% 26	1% 9	6% 37	11% 72	77% 484	628
Classroom slides	11% 59	14% 75	26% 136	22% 117	27% 141	528
Classroom announcements	8% 45	14% 77	21% 118	24% 135	33% 185	560
Other LLIR members	37% 181	21% 103	19% 92	14% 66	9% 44	486

Q6 How would you prefer to get information about LLIR? (1 = low preference, 5 = high preference)

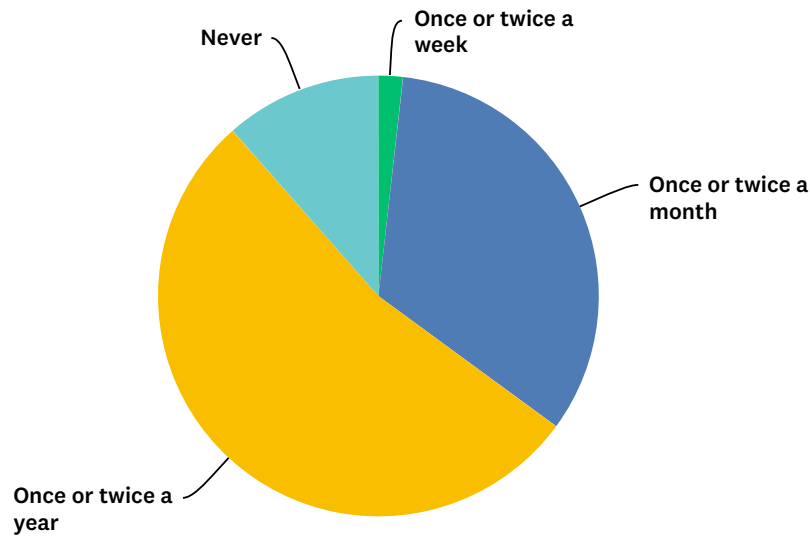
Answered: 667 Skipped: 16



	1	2	3	4	5	TOTAL
Website	12% 61	10% 47	18% 88	21% 102	39% 194	492
Emails	5% 33	1% 5	3% 19	8% 51	83% 521	629
Classroom slides	14% 65	11% 50	24% 113	25% 118	27% 127	473
Classroom announcements	11% 60	11% 56	20% 107	24% 127	34% 177	527
Other LLIR members	42% 170	22% 88	17% 68	11% 43	9% 35	404

Q7 How often do you generally visit LLIR's website?

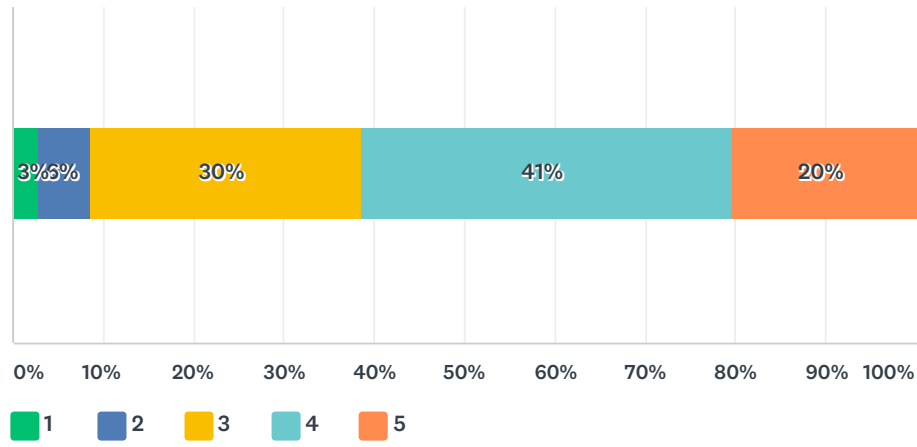
Answered: 670 Skipped: 13



ANSWER CHOICES	RESPONSES	
Once or twice a week	2%	12
Once or twice a month	33%	223
Once or twice a year	53%	358
Never	11%	77
TOTAL		670

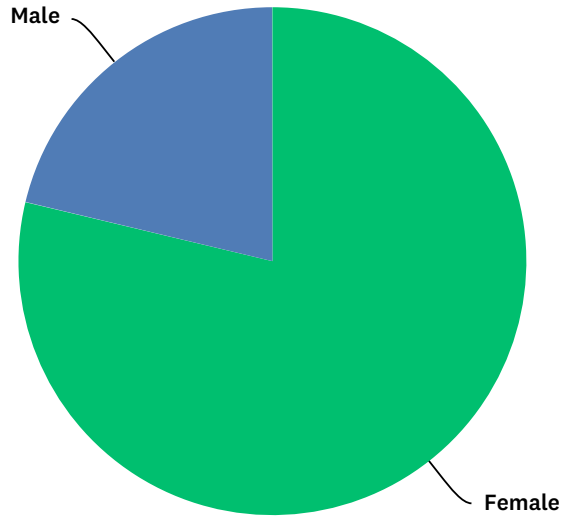
Q8 How would you rate the website in terms of its user-friendliness? (1 = low, 5 = high)

Answered: 591 Skipped: 92



Q9 To help us better understand our membership profile, please indicate your gender:

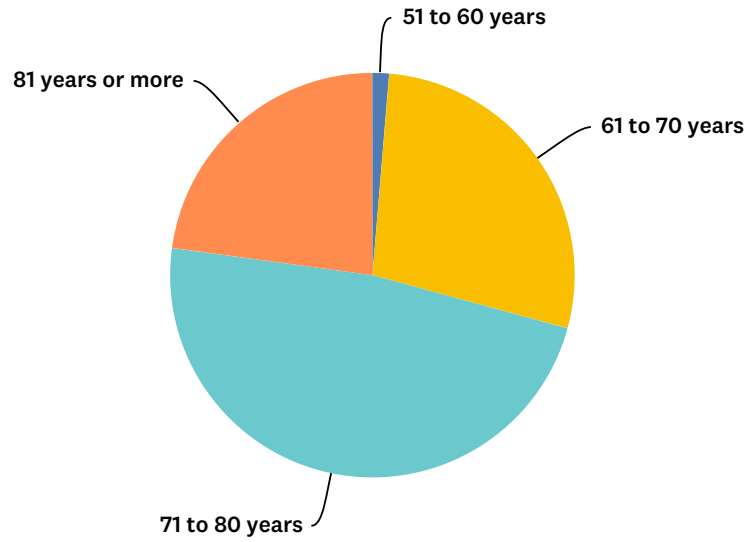
Answered: 673 Skipped: 10



ANSWER CHOICES	RESPONSES	
Female	79%	530
Male	21%	143
TOTAL		673

Q10 And your age range:

Answered: 674 Skipped: 9



ANSWER CHOICES	RESPONSES	
50 years or less	0%	0
51 to 60 years	1%	9
61 to 70 years	28%	188
71 to 80 years	48%	323
81 years or more	23%	154
TOTAL		674